

Your

Council Tax 2017-18



Dear Resident,

You want to see your Council Tax making a difference to the lives of everyone across Staffordshire, paying for care for older people, keeping the roads safe, and supporting business and jobs.

The county council has now agreed its spending priorities for the year ahead in what has been the toughest budget I have been involved in setting.

While nationally there is less money from government, we have more demand for the support we provide, especially from our growing, ageing population. Despite this, the county council will spend almost **£300m** next year caring for older people, people with disabilities and children at risk of harm. This is more than we have ever spent on care before.

To make sure we spend taxpayers' money on the things that make the biggest difference in our residents' lives, we have reduced our costs by almost £200million over the last 7 years. And in that time more jobs have been created, more children are better prepared to start school, and exam results have gone up.

Here you can find out how we spend your money and how we are managing increasing demand from Staffordshire's changing population.

Greater demand for health and care services is a national problem. The Government has recognised this by agreeing to a **3% increase in Council Tax** to spend only on care, on top of the **1.95 percent rise** already planned. This will see bills rise by just over **£1 a week** for a Band D home.

We need to ask you for more to help pay for the care of those, young and old, who need it most. We want county Council Tax levels in Staffordshire to remain one of the lowest in England while making sure our people get the services they need.



Philip Atkins OBE

County Councillor,
Leader of Staffordshire County Council



More demand, falling income

Our funding is changing

By 2020/21 our government grant will fall to zero with services only funded by local Council Tax and business rates.



An ageing population

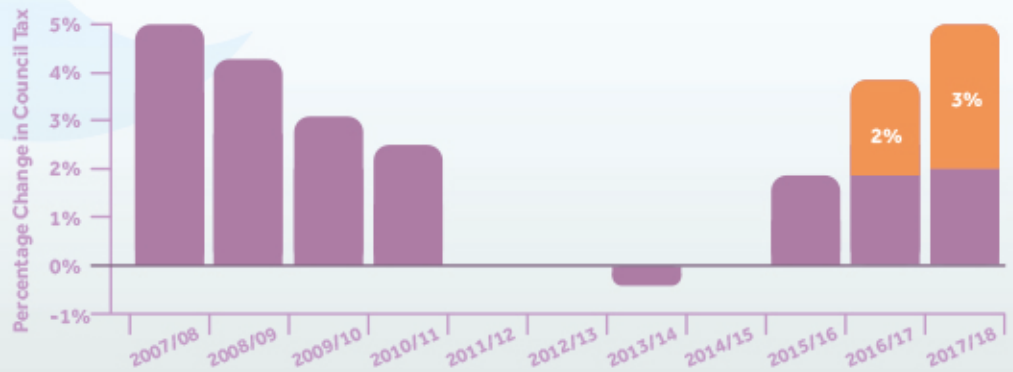
As the number of older people rises, there will be fewer people of working age to support them.




In 2006 there were 138,017 Staffordshire residents aged over 65 and 15,752 aged over 85. By 2016 this has increased to 183,600 aged over 65 (a 33% increase) and 22,000 aged over 85 (a 40% increase)

Annual change in Council Tax

This graph shows how the amount of Council Tax you pay has changed year on year.



Extra money to be spent on social care only



Living in Staffordshire

Here are some of the highlights for our county over the past year.



Great Place to Live

- **Staffordshire's crime rate per 1,000 people is lower than the England average**
- **94% of residents are satisfied with their area as a place to live**
- **99% feel safe outside during the day and around 85% after dark, which is consistent with or better than national averages**



Jobs and Growth

- **79% of the county's adults have a job which is better than the average for England**
- **The number of available jobs grew steadily between 2008 and 2014, and by 2020, there could be around 38,000 additional jobs**
- **Less than 1% of the county's working age population claim Jobseeker's Allowance, lower than national and West Midlands averages**



Statistics available from:

www.staffordshireobservatory.org.uk unless otherwise noted



Skills and Education

- **74% of Staffordshire five-year-olds are classed as 'ready for school' and start school equipped to succeed. This has risen by 20% over the last three years**
(Source: The Department for Education)
- **55% of pupils in 2015/16 achieved five or more GCSEs at A* to C, including English and Maths, higher than the national average**
- **Over 9,400 apprenticeships were started in 2015-16**
(Source: The Department of Education and Skills Funding Agency)



Health and Wellbeing

- **Health overall across Staffordshire is improving with life expectancy continuing to rise**
- **Fewer babies are born with low birth weight in Staffordshire than the average for England**
- **Fewer Staffordshire five-year-olds have tooth decay than the average**
- **The county has better take-up of key inoculations – diphtheria, tetanus, polio, measles, mumps and rubella – than most parts of the country**
- **Preventable death rates in Staffordshire have fallen and are lower than England as a whole**

Statistics available from:

www.staffordshireobservatory.org.uk unless otherwise noted

Where our £1,089m income comes from

There are six general sources from which the County Council gets its annual funding. Your Council Tax makes up just over a quarter of the funding we receive. Over a third comes from Government for schools. We hand this money directly to the schools and have no control over how it's used.

* Your Council Tax ●.....●

£315.3m

Ring-fenced Income ●.....●

e.g. for Public Health and Waste Management. This money can only be used for the purposes for which it's been given.

£228.8m

School funding from Government

* Business Rates ●.....●

£97.6m

* Government Grants ●.....●

£40.7m

£370.8m

* Other Income ●.....●

£36.5m

For council use

Not for council use

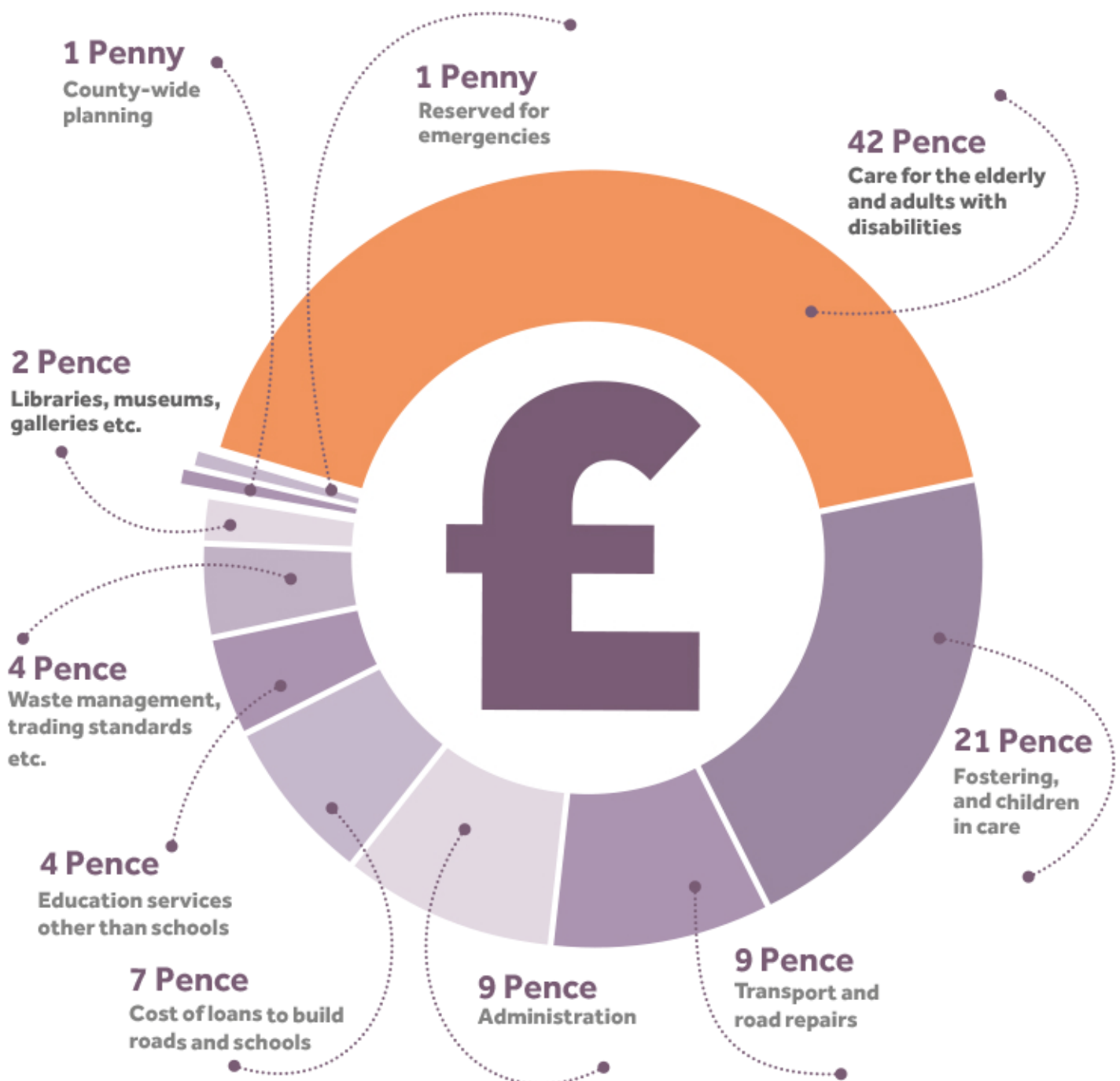
* These contributions make up our available funds for day-to-day services.

Our total income is £1,089m. Over half of this money is passed onto schools or can only be spent on specific services or projects, such as building new business parks. This leaves the county council with £490m to fund our day-to-day services.

Making the most of your money

More than 60% of your Council Tax pays to look after older people, vulnerable adults and children, and this figure is rising every year. We also use your money to bring more investment and jobs to Staffordshire, maintain roads and provide waste disposal. We will continue to work with the NHS, emergency services and others to ensure that public money spent in Staffordshire delivers the biggest possible impact.

Out of every pound of our funds we will spend:



This year we have £490m to fund our day-to-day services.

In 2017 and 2018

We will continue to listen and work with you to make the best use of the resources we have. If you have ideas on how we might do things differently, please get in touch:

Email: communications@staffordshire.gov.uk

Tweet us a question [@StaffordshireCC](https://twitter.com/StaffordshireCC)

Find us on Facebook: [facebook/yourstaffordshire](https://facebook.com/yourstaffordshire)

Find us on Twitter: www.twitter.com/staffordshireCC

Find out more

There is much more information about Council Tax and our spending at: www.staffordshire.gov.uk/counciltax

To find out more about our work call:

0300 111 8000

or visit:

www.staffordshire.gov.uk



If you would like this information in large print, Braille, audio tape/disc, British Sign Language or any other language, please ring 0300 111 8000