





Summary activities sheet – Rights of Way

The sorts of activities that we'd like volunteers to get involved in:

 Path furniture and gaps <ul style="list-style-type: none">• Installing, replacing and repairing stiles and gates.• Cleaning furniture.	 Path signage and information boards <ul style="list-style-type: none">• Installing, replacing and repairing fingerposts, waymarkers and information boards.• Repositioning incorrect signs.• Cleaning signs and information boards.	 Clearing path surfaces of vegetation undergrowth <ul style="list-style-type: none">• Clearing overgrown vegetation.• Removing obstructions.• Litter picking.	 Path inspections and surveys <ul style="list-style-type: none">• Recording the location of structures and furniture (e.g. stiles, bridges and gates) and noting their condition.• Recording path features that prevent or deter the use e.g. gates locked or tied shut, fence across a path, dense overgrowth or fallen trees, misleading or threatening signs.• Recording severely deteriorated structures and path surfaces which pose a hazard to users.• Recording the number of path user and gathering feedback from them about their experiences.
---	--	---	--

Some of the things volunteers should consider when choosing ...

<ul style="list-style-type: none">• Are you physically capable of doing the work?• You're likely to be on someone else's land so you'll need to liaise with the landowner just to make sure that it's ok.• Have you got the right equipment to carry out the work safely? You'll need hammer, appropriately sized, corrosion-resistant fixings, FSC certified tannalised timber, and protective clothing. The Council can provide stile kits and gates.• Think about how you'll get the materials to the site and then dispose of any waste materials afterwards.• It's best not to carry out work if there is obviously overhead powercables or underground pipes.• Remember, the Council can advise you if you're in any doubt about the work you're carrying out. The Council has also produced guidance notes for installing gaps, stiles, and gates.	<ul style="list-style-type: none">• Are you physically capable of doing the work?• You're likely to be on someone else's land so you'll need to liaise with the landowner just to make sure that it's ok.• Have you got the right equipment to carry out the work safely? You'll probably need a spade, post cement, spirit level, and protective clothing.• Think about how you'll get the materials to the site and then dispose of any waste materials afterwards.• Is the information that you're about to display accurate?• Remember, the Council can advise you if you're in any doubt about the work you're carrying out. The Council has also produced guidance notes for installing fingerposts and waymarkers.	<ul style="list-style-type: none">• Are you physically capable of doing the work?• You're likely to be on someone else's land so you'll need to liaise with the landowner just to make sure that it's ok. When visiting farmers, please take into consideration the time of the year. For example, there may be crops in the field or it may be lambing season.• Do you need specialist advice or training? The Council can advise you and make sure that you're covered under its insurance.• Have you got the right equipment to carry out the work safely? You might need secateurs, loppers, a bushcutter or strimmer, etc.• Think about how you'll get tools and machinery to the site and then dispose of any waste materials afterwards.• It's best not to carry out work if there is obviously overhead powercables or underground pipes.• Think about whether you're likely to create a new defect or hasten another surface issue?• Are there any environmental issues you need to consider e.g. nesting birds, protected fauna and flora.• The Council does not permit the use of chemicals for vegetation control.• Remember, the Council can advise you if you're in any doubt about the work you're carrying out. The Council has also produced guidance notes for clearing vegetation from rights of way.	<ul style="list-style-type: none">• Are you physically capable of doing the work?• You're likely to be on someone else's land so you'll need to liaise with the landowner just to make sure that it's ok.• Think about whether your presence could intimidate other path users.• Remember, the Council can advise you if you're in any doubt about carrying out a path survey and it has produced guidance notes to help.
--	--	---	--

You should also think about the land over which the route crosses in order to know what safety considerations to make...

Livestock in a field doesn't necessarily mean you can't carry out work but here's some safety tips to consider.	Is the route in a built-up area?	Is the route in a remote location or on potentially dangerous terrain?	Could the landowner, occupier, or other path users (e.g. horseriders and cyclists) pose a danger to me, or could my activity pose a danger to them?
--	---	---	--

How can you do the activities safely?

<ul style="list-style-type: none">• Is the landowner willing to allow you to be on their land if livestock is in the field?• Have you got an escape route or refuge?• Watch out for signs of animal aggression, especially in bulls and newly calved cows and heifers.• Never turn your back on a bull or a cow following calving; never stress or arouse livestock unnecessarily.• Re-arrange work to enable livestock to be moved if the risk is considered too high.• If you're in doubt, don't do it and seek advice from the Council.	<ul style="list-style-type: none">• Have you received the appropriate training and considered all the risks of undertaking roadside work?• Do you need specialist advice or training e.g. working next to the roadside? Contact the Council who can advise you and make sure that you're covered under its insurance.• Think about whether you need to erect temporary barriers, warning signs, or have banksman to caution path users whilst work is being carried out?• Think about the impact your work might have on people living and working nearby e.g. noise, access.• Are there other considerations which need to consider? i.e. is the route well used by school children, meaning that it is busy at particular times of the day.• If you're in doubt, don't do it and seek advice from the Council.	<ul style="list-style-type: none">• Take a map, ID and mobile phone.• Tell someone where you're going and at what time you're likely to be back.• When a path user is coming, stop what you're doing and let them pass.• If you're in doubt, don't undertake works and seek advice from the Council.	<ul style="list-style-type: none">• Think about whether you need to erect temporary barriers or signs to warn path users?• Have you considered all the risks of undertaking the work? Do you need to prepare a separate risk assessment?• Do you need to take a companion?• If you're in doubt, don't do it and seek advice from the Council.
---	---	---	--



Email the Rights of Way team on:

rightsofway@staffordshire.gov.uk if you want to discuss anything